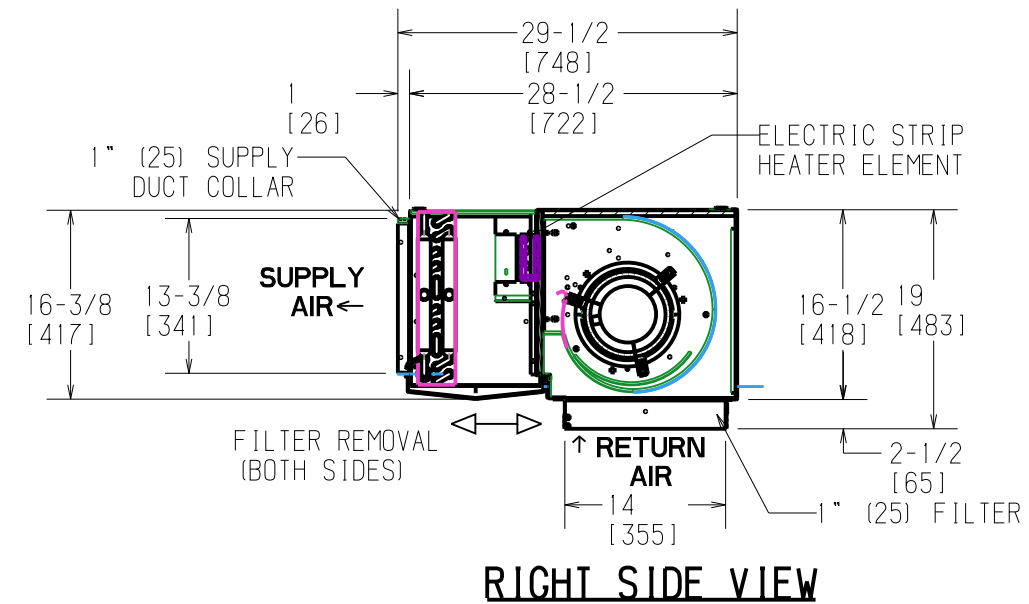
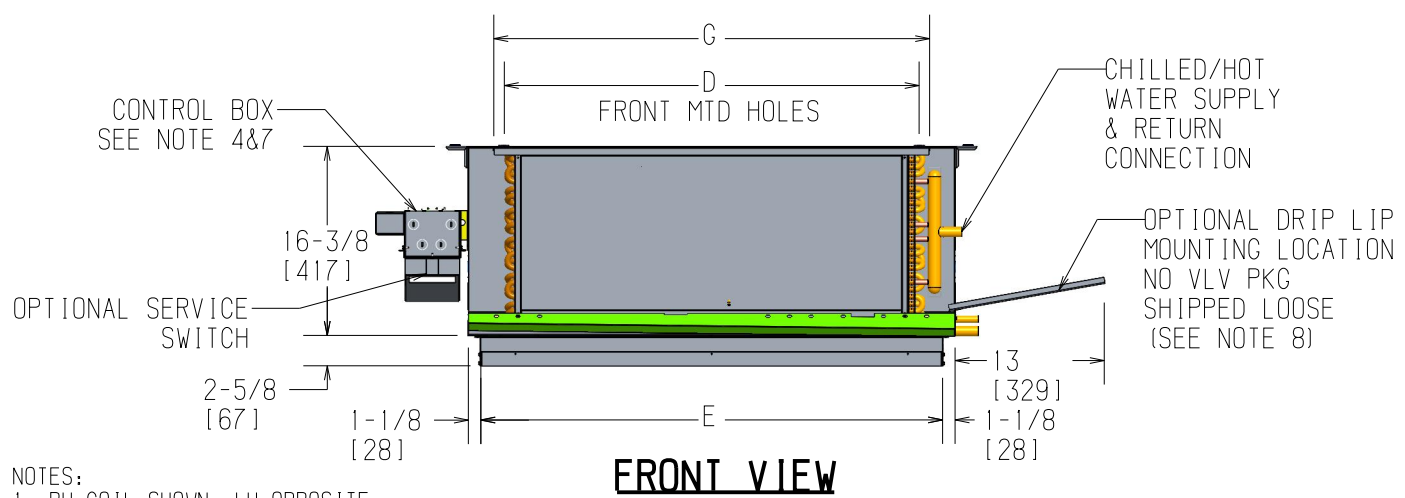
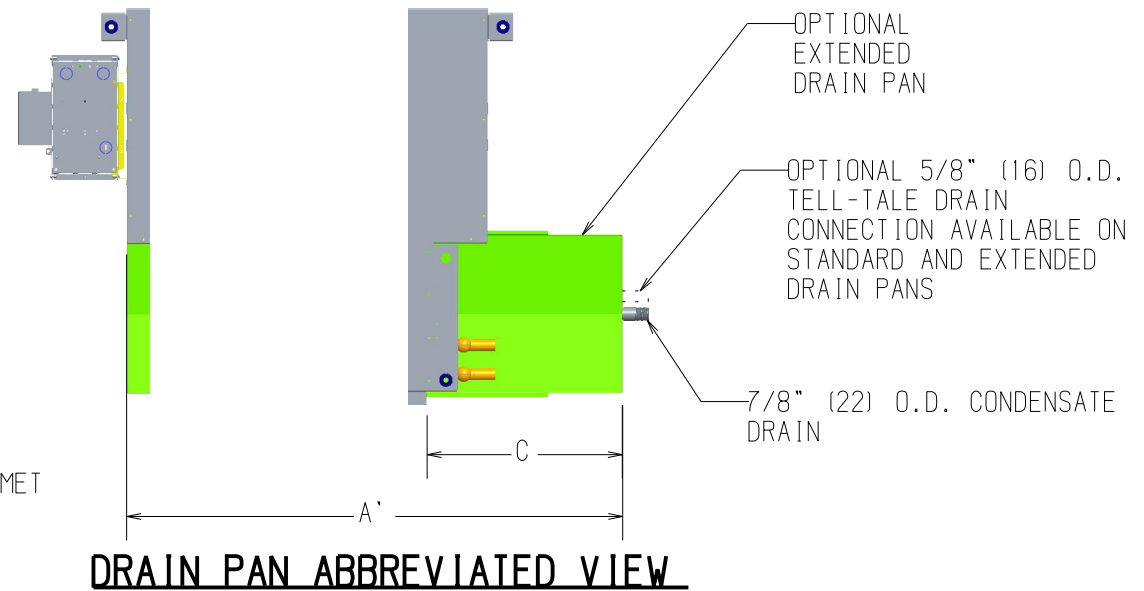
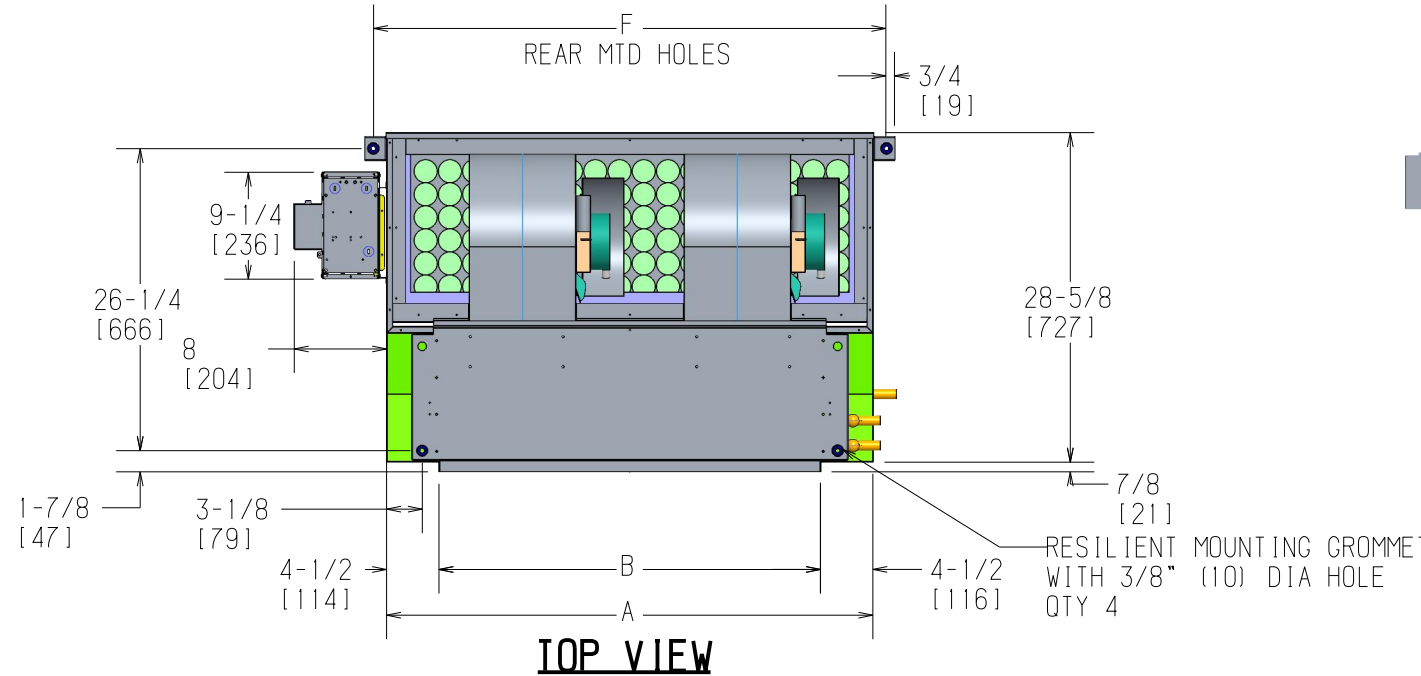


REVISION HISTORY		
REV	DATE	ECN
-	03/11/21	21-0295



- NOTES:
1. RH COIL SHOWN. LH OPPOSITE.
 2. ALL DIMENSIONS ARE +/- .25 (6). DRAWING NOT TO SCALE.
 3. PRODUCT SPECIFICATIONS ARE SUBJECT TO CHANGE WITHOUT NOTICE.
 4. CONTROL BOX SIZE AND POSITION MAY VARY (CONSULT FACTORY)
 5. POSITION MAY VARY.
 6. SERVICE ACCESS IS LOCATED ON THE FRONT OF THE CONTROL BOX.
 7. KNOCKOUTS ON THE BOTTOM AND SIDE OF THE CONTROL BOX FOR INCOMING POWER CONNECTIONS
 8. DRIP LIP RECOMMENDED. REQUIRED WHEN VLV PKG IS ORDERED.

Unit Model	Dimensions - Inches (Millimeters)								Quantity/Unit	
	A	A'	B	C	D	E	F	G	Blower	Motor
HPY 06	23 (584)	32 (813)	14 (356)	13-1/2 (343)	17 (432)	21 (533)	25-1/2 (648)	18-3/4 (476)	1	1
HPY 08	28 (711)	37 (940)	19 (483)	13-1/2 (343)	22 (559)	26 (660)	30-1/2 (775)	23-3/4 (603)	1	1
HPY 10	32 (813)	42 (1067)	23 (584)	14-1/2 (368)	26 (660)	30 (762)	34-1/2 (877)	27-3/4 (705)	1	1
HPY 12	37 (940)	47 (1194)	28 (711)	14-1/2 (368)	31 (787)	35 (889)	39-1/2 (1004)	32-3/4 (832)	2	2
HPY 14	42 (1067)	52 (1321)	33 (838)	14-1/2 (368)	36 (914)	40 (1016)	44-1/2 (1131)	37-3/4 (959)	2	2
HPY 16	47 (1194)	56 (1422)	38 (965)	13-1/2 (343)	41 (1041)	45 (1143)	49-1/2 (1258)	42-3/4 (1086)	2	2
HPY 18	52 (1321)	52 (1321)	43 (1092)	14-1/2 (368)	46 (1168)	50 (1270)	54-1/2 (1385)	47-3/4 (1213)	2	2
HPY 20	56 (1422)	66 (1676)	47 (1194)	14-1/2 (368)	50 (1270)	54 (1372)	58-1/2 (1487)	51-3/4 (1314)	2	2

TITLE: HIGH PERFORMANCE HIDEAWAY W/PLENUM
ELEC HEAT BOT RETURN

DWG NO: **1100-90044314** REV: -

DRAWN: J. FUSON	DATE: 03/20/12	APPROVED: J. GRAVES	DATE: 03/20/12
-----------------	----------------	---------------------	----------------